


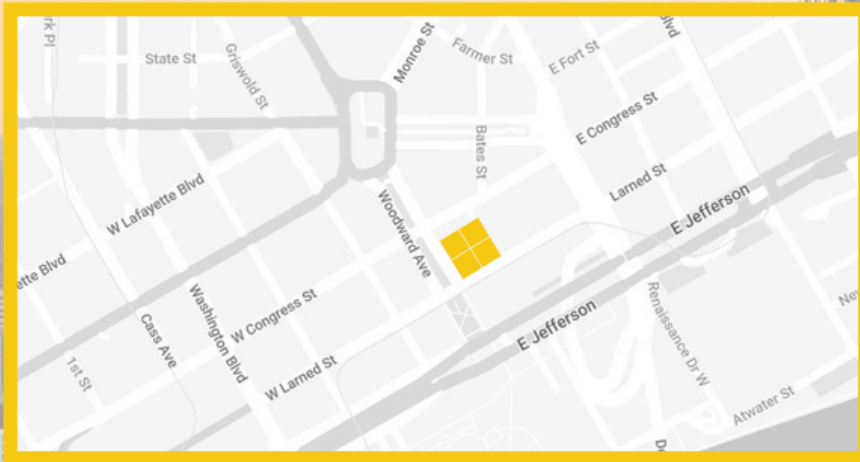
DRIVING DIRECTIONS TO THE

DETROIT OFFICE




Ally Detroit Center

500 Woodward Avenue
Suite 3600
Detroit, MI 48226
313.672.6950



Miller Johnson's office is located on Woodward Avenue between East Congress Street and West Larned Street in the Ally Detroit Center.



Parking Garage

The One Detroit Parking Garage is located behind the building with entrances on East Congress and West Larned Street. Parking validation will be made digitally via Metropolis Parking.

From I-75

- Take I-375 into Detroit
- The I-375 Business Spur becomes E. Jefferson Ave. southbound
- Turn Right on Randolph Street
- Turn Left on E Congress St., parking is located in the parking ramp, One Detroit Parking Garage before the building and the entrance is on your left.
- Entry to Miller Johnson is through the lobby of the building via the elevator bank that services the 36th floor

Enter Through Lobby

Entry to Miller Johnson is through the lobby of the building via the elevator bank that services the 36th floor.

From M-10

- Take M-10 into Detroit
- M-10 becomes W. Jefferson Ave. then E. Jefferson Ave. northbound
- Continue past Randolph St.
- Turn Left (U-Turn) just past Randolph St. to E. Jefferson southbound
- Turn Right on Randolph Street
- Turn Left on Congress St., parking is located in the parking ramp, One Detroit Parking Garage before the building and the entrance is on your left.
- Entry to Miller Johnson is through the lobby of the building via the elevator bank that services the 36th floor

One Detroit Parking Garage Instructions

Validation Options

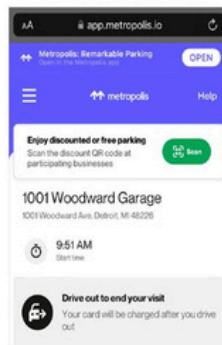
1. QR Barcoded Validation - Guest/Client can download the app “Metropolis Parking” (only available on an IOS iPhone) prior to parking in the ramp. Upon entry to the ramp, a text message will be received with a validation link. Don’t want to download an app? Parkers can also sign up by going to www.metropolis.io/join. Once in our suite, simply click on the validation link in the text message (example below and click the “Scan” button on the screen and scan the Miller Johnson QR code located inside our suite.

After signing up, you will receive a text message like below. Click the validation link to advance to the next screen where you can scan the Miller Johnson QR code located at our reception desk.

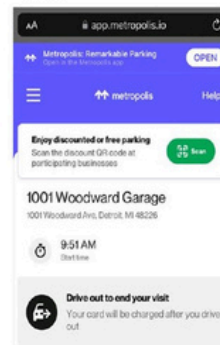
Using the QR Barcoded Validation




The user will open their active session, either using the text they received upon entry, or by visiting www.app.metropolis.io



The user will access the QR reader by pressing the **green SCAN** button near the top of the screen



The QR scanner will open where the user can scan the QR validation to apply the discount to their active session



2. Validation ShortCode - Miller Johnson’s Office Coordinator can access a shortcode link to assist with parking validation, however the parker must have the license plate number of the vehicle parked and provide it for entry into the system before validation is approved. If the parker does not know their license plate number, they can call the office coordinator from their vehicle and provide the plate number.

Once the validation is properly applied the parker can simply exit the ramp.